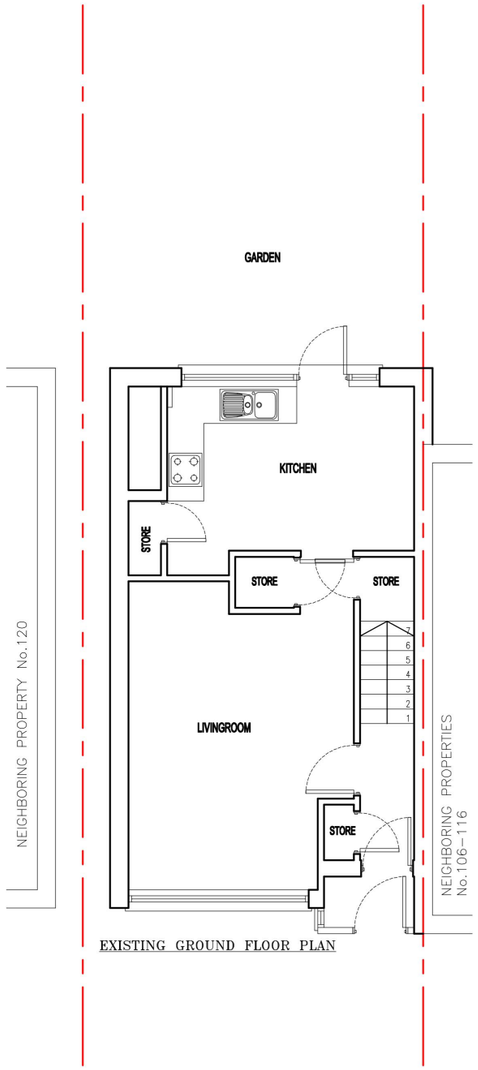

EXISTING GROUND FLOOR PLAN

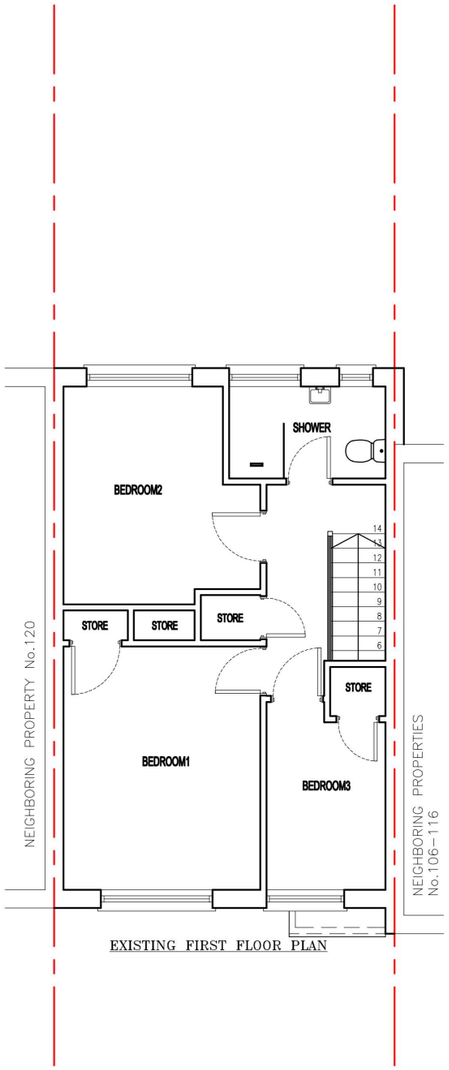

EXISTING FIRST FLOOR PLAN

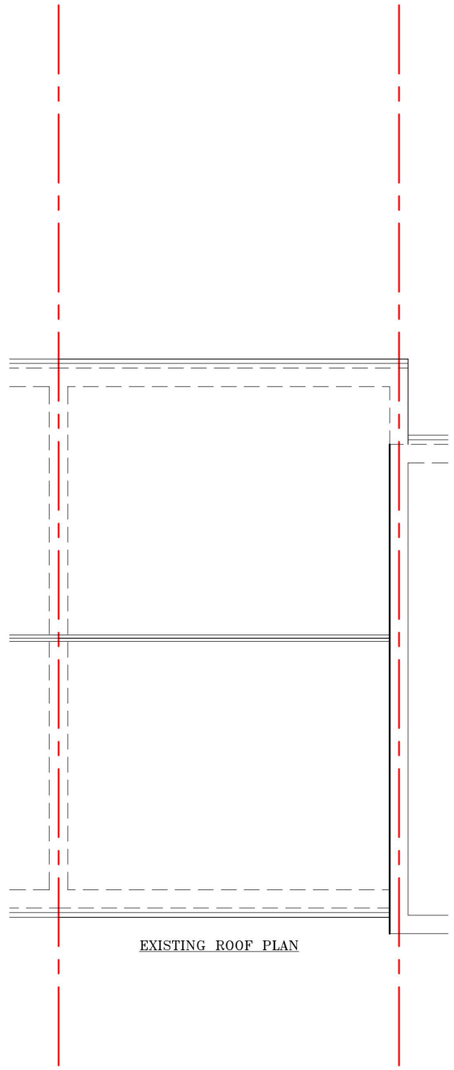

EXISTING ROOF PLAN

NOTES

- The Copy right of this drawing is the property of IDEAL DESIGN Ltd. and must not be copied otherwise reproduced without written consent.
- The contractor is responsible for checking dimensions, tolerances and references. Any discrepancy to be verified with the Architect before proceeding with the works.
- Figured dimensions to be worked to in all cases.

For guidance only



SITE BOUNDARIES

date	rev	revision/author/checker

client
Mr. A MARKU

IDEAL DESIGN LTD.
43 Upton Lane, London E7 9PA
M-07878270940
Email: hitesh@idealdesignltd.com
Website: www.idealdesignltd.com

project
118 HILLRISE ROAD
ROMFORD RM5 3BY

drawing
EXISTING FLOOR & ROOF PLAN

drawing no 118HR(01) | rev A

drawn HS

scale @ A3 1:100 | date 12/11/2026



EXISTING REAR ELEVATION



EXISTING FRONT ELEVATION

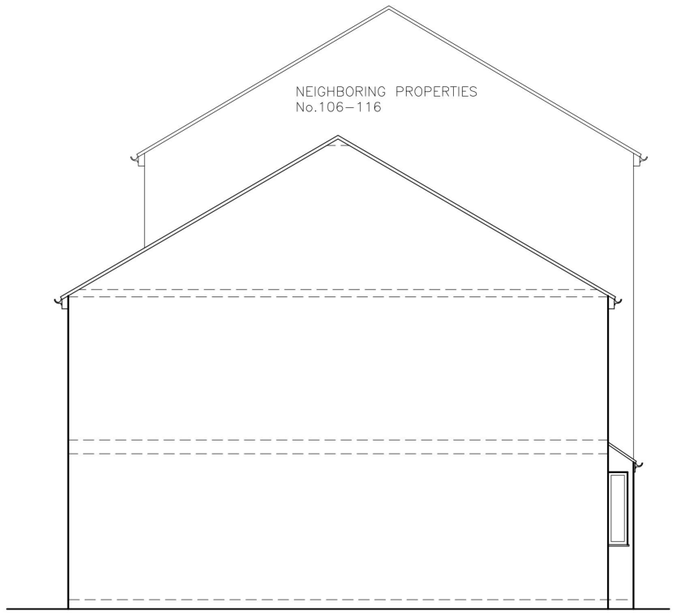

EXISTING SIDE ELEVATION

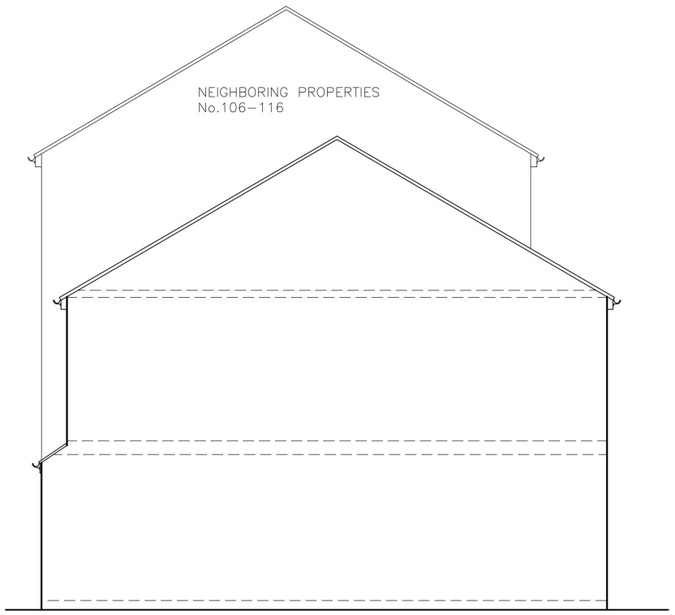

EXISTING OTHER SIDE ELEVATION



EXISTING STAIR CROSS–SECTION

NOTES

- The Copy right of this drawing is the property of IDEAL DESIGN Ltd. and must not be copied otherwise reproduced without written consent.
- The contractor is responsible for checking dimensions, tolerances and references. Any discrepancy to be verified with the Architect before proceeding with the works.
- Figured dimensions to be worked to in all cases.

For guidance only



SITE BOUNDARIES

date	rev	revision/author/checker

client
Mr. A MARKU

project
118 HILLRISE ROAD
ROMFORD RM5 3BY

drawing
EXISTING ELEVATIONS &
STAIR CROSS-SECTION

drawing no 118HR(02) | rev A

drawn HS

scale @ A3 1:100 | date 12/11/2026

IDEAL DESIGN LTD.
43 Upton Lane, London E7 9PA
M–07878270940
Email: hitesh@idealdesignltd.com
Website: www.idealdesignltd.com

IDEAL Design Ltd

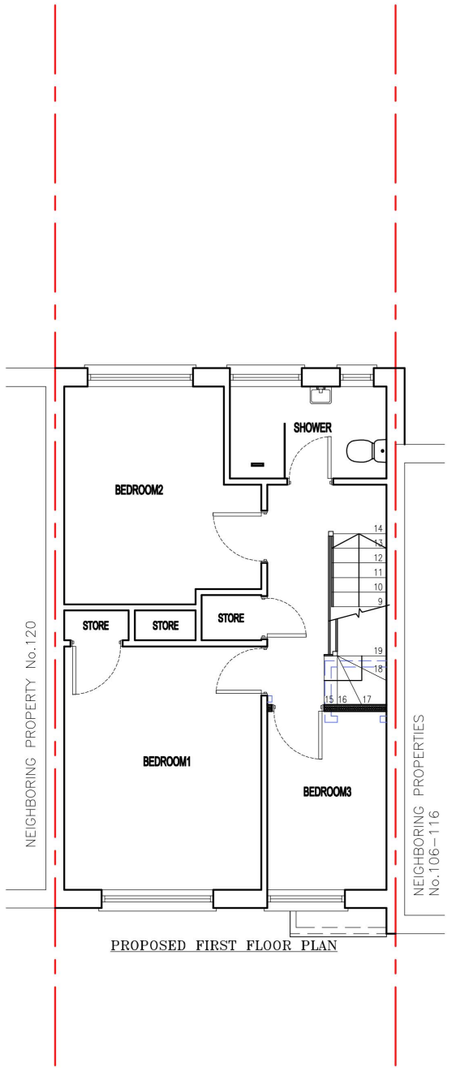

PROPOSED FIRST FLOOR PLAN

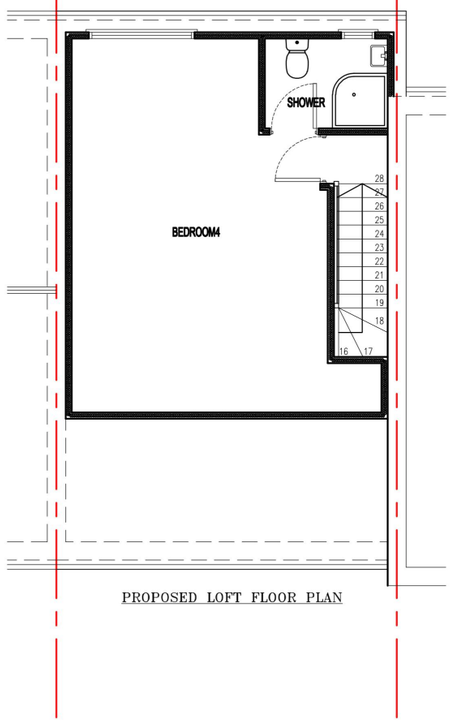

PROPOSED LOFT FLOOR PLAN

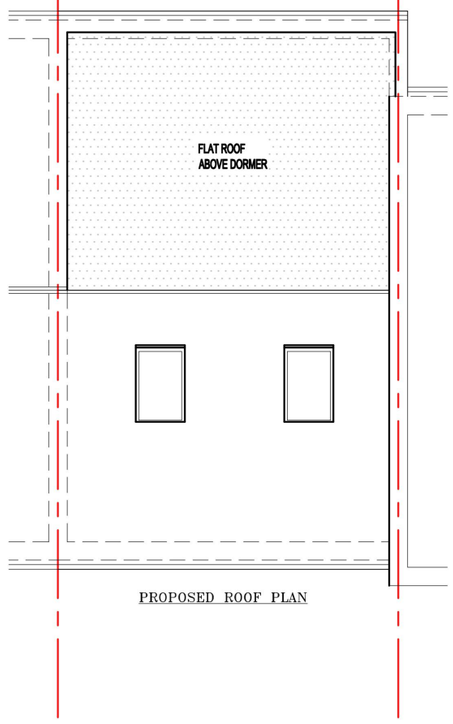

PROPOSED ROOF PLAN

NOTES

- The Copy right of this drawing is the property of IDEAL DESIGN Ltd. and must not be copied otherwise reproduced without written consent.
- The contractor is responsible for checking dimensions, tolerances and references. Any discrepancy to be verified with the Architect before proceeding with the works.
- Figured dimensions to be worked to in all cases.

For guidance only

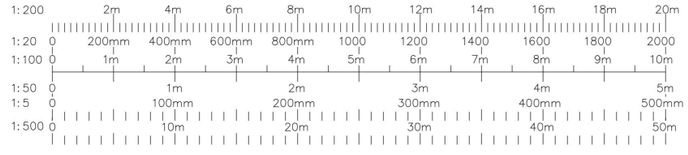

DEMOLITION

SITE BOUNDARIES

date	rev	revision/author/checker

client
Mr. A MARKU

project
118 HILLRISE ROAD
ROMFORD RM5 3BY

drawing
PROPOSED FLOOR & ROOF PLAN

drawing no 118HR(03) | rev A

drawn HS

scale @ A3 1:100 | date 12/11/2026

IDEAL DESIGN LTD.
43 Upton Lane, London E7 9PA
M-07878279940
Email: hitesh@idealdesignltd.com
Website: www.idealdesignltd.com
IDEAL Design Ltd

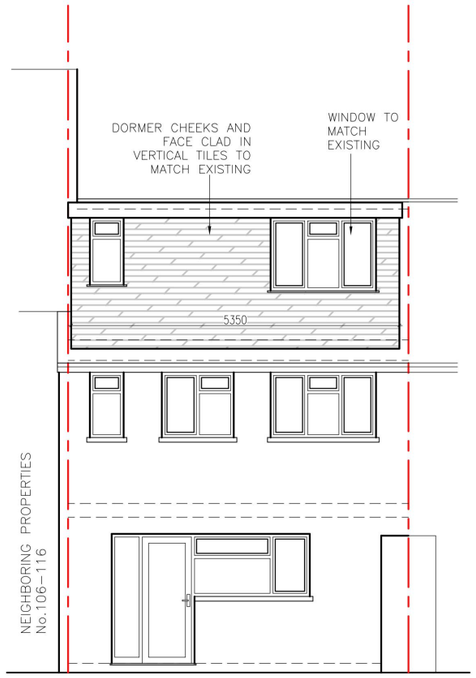

PROPOSED REAR ELEVATION

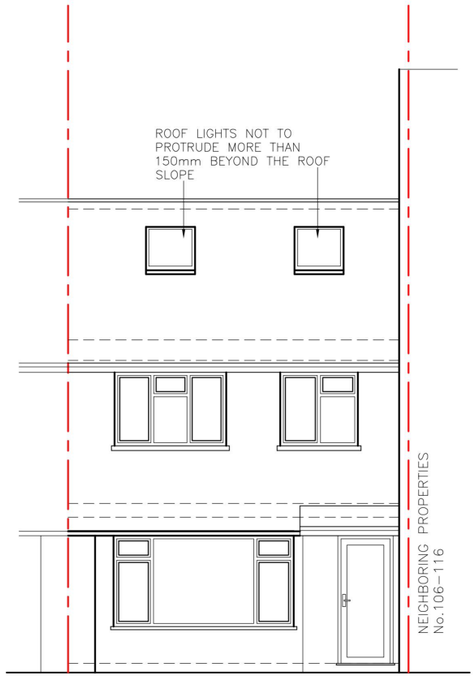

PROPOSED FRONT ELEVATION

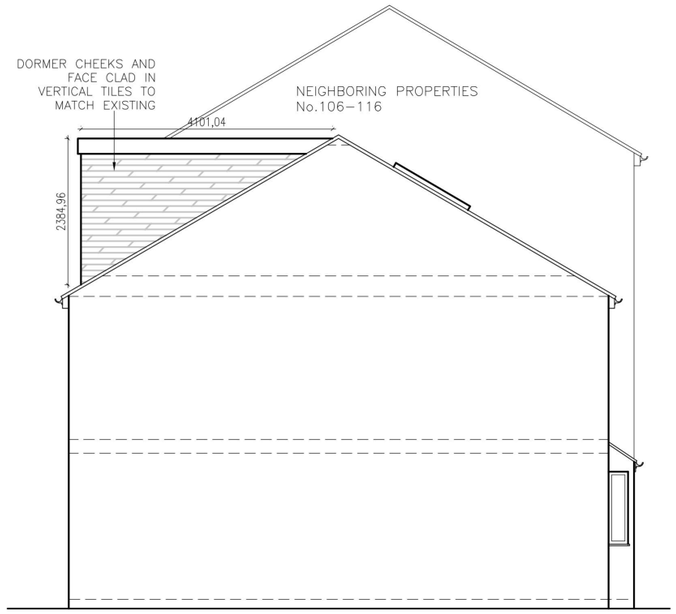

PROPOSED SIDE ELEVATION

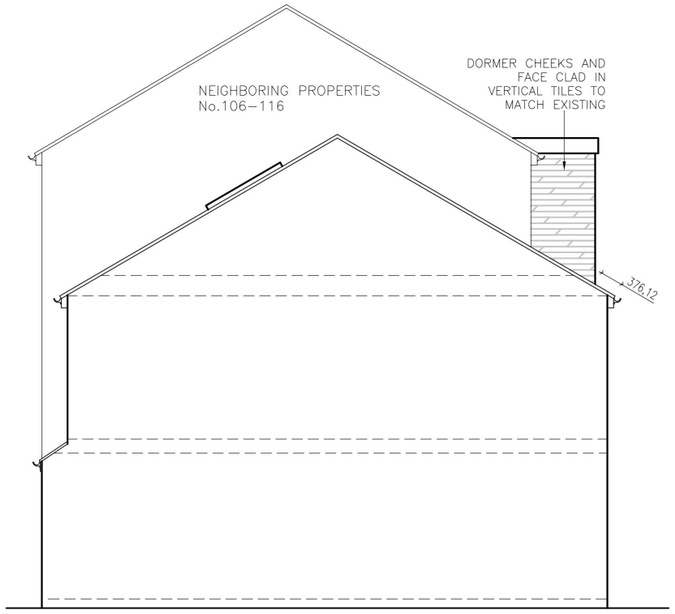

PROPOSED OTHER SIDE ELEVATION

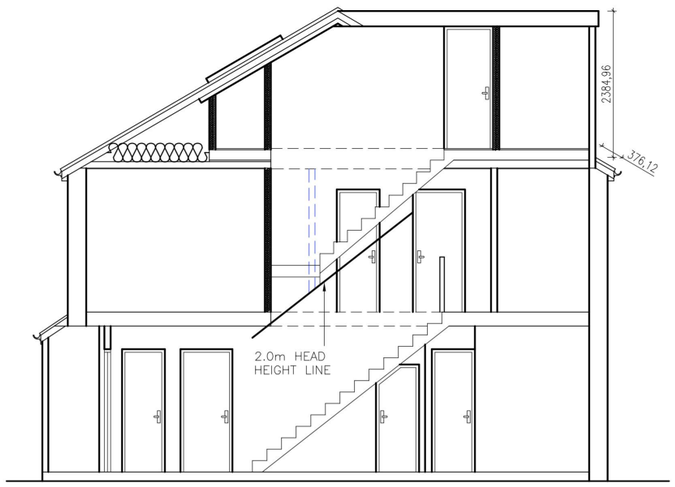

PROPOSED STAIR CROSS-SECTION

VOLUME CALCULATIONS:

REAR DORMER
= 1/2 x 5.350 x 4.101 x 2.384
= 26.15 cu.mt.

<= 40 cu.mt. PERMISSIBLE VOLUME OF ROOF EXTENSION FOR TERRACE HOUSE UNDER PERMITTED DEVELOPMENT

NOTES

- The Copy right of this drawing is the property of IDEAL DESIGN Ltd. and must not be copied otherwise reproduced without written consent.
- The contractor is responsible for checking dimensions, tolerances and references. Any discrepancy to be verified with the Architect before proceeding with the works.
- Figured dimensions to be worked to in all cases.

For guidance only



— — — DEMOLITION

—·—·— SITE BOUNDARIES

date	rev	revision/author/checker

client
Mr. A MARKU

project
118 HILLRISE ROAD
ROMFORD RM5 3BY

drawing
PROPOSED ELEVATIONS & STAIR CROSS-SECTION

drawing no 118HR(04) | rev A

drawn HS

scale @ A3 1:100 | date 12/11/2026

IDEAL DESIGN LTD.
43 Upton Lane, London E7 9PA
M–07878270940
Email: hitesh@idealdesignltd.com
Website: www.idealdesignltd.com
IDEAL Design Ltd