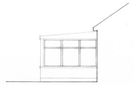

Side Elevation

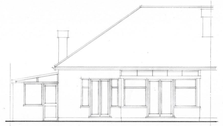

Rear Elevation

Port Side Elevation

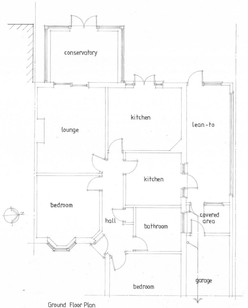

Ground Floor Plan

Location Plan 1:1250

Site Plan 1:500

scale 1:50	0	1	2	3m
1:500	0	10	20	30m

GRAHAM STUBBLES
Architectural Services
07980 425881

project
63 ELMHURST DRIVE
HORNCHURCH ESSEX

EXISTING PLAN & ELEVATION

MR & MRS McRITCHIE

date
APRIL 25

scale 1:50 A1 dwg no. 2509 - 01

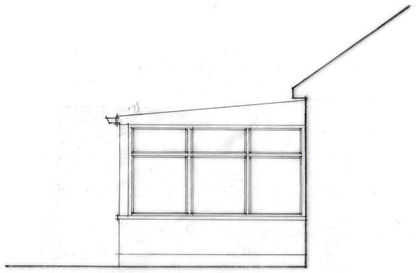

Side Elevation

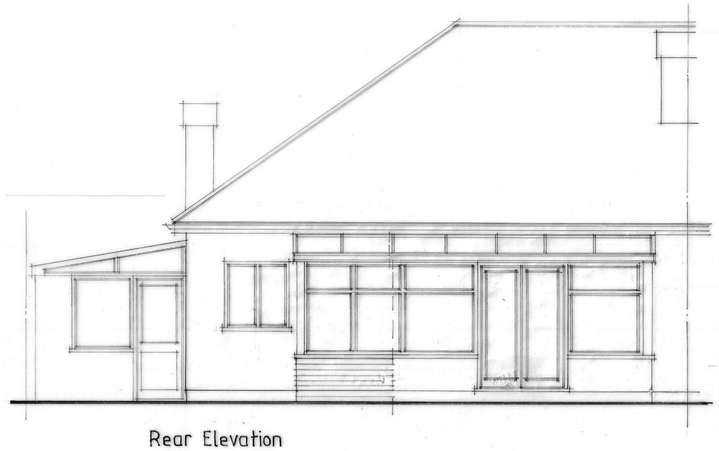

Rear Elevation

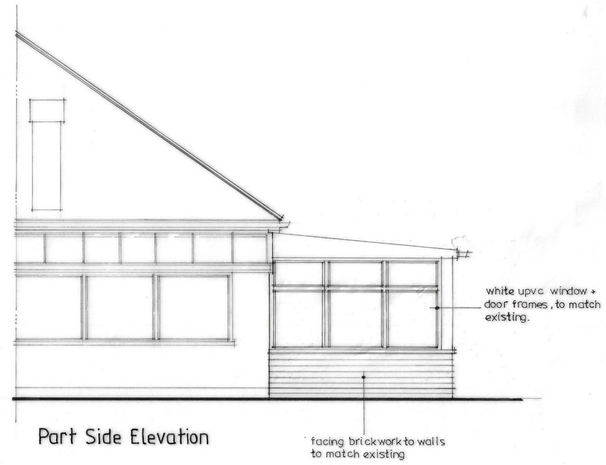

Part Side Elevation

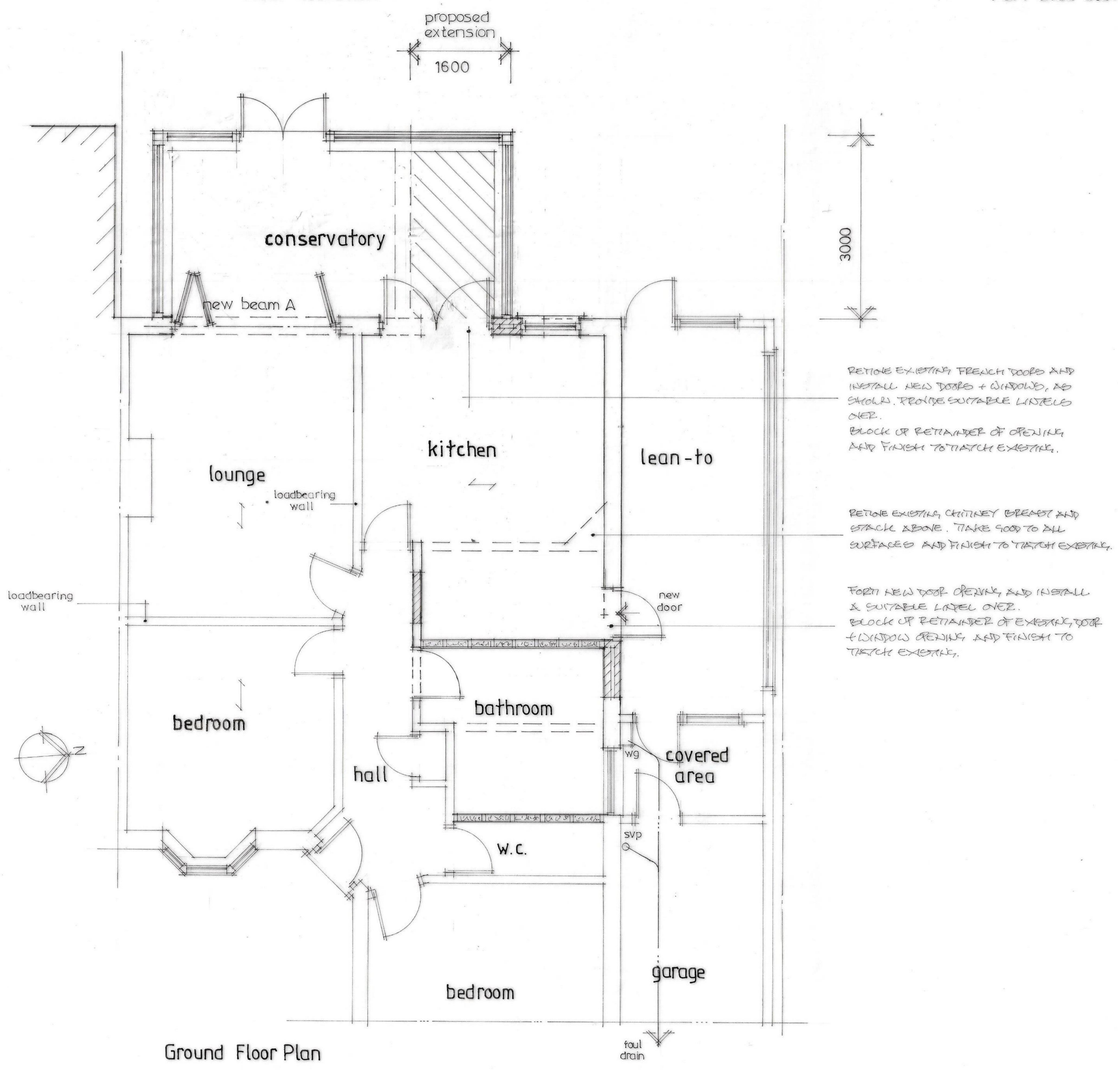

Ground Floor Plan

scale
1:50 0 1 2 3m
1:500 0 10 20 30m

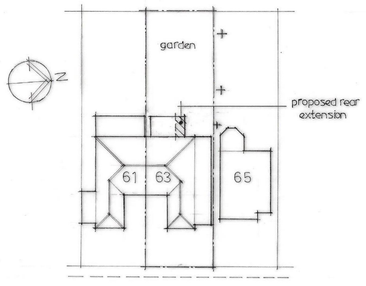

Site Plan 1: 500

Partition Construction
New internal non-loadbearing walls to be constructed using 50x100mm sw C16 studding @400mm ctrs with 50x100mm sw C16 head and sole plates, and with horizontal noggins @900mm ctrs. Install 100m thick mineral wool insulation (min 10kg/m³ density Between studs and clad both sides with 12.mm plasterboard. Scrim joints and set in 5mm plaster.

Steelwork
Where steel beams bear onto padstones they should bear the full Length of the padstone less no more than 25mm.

Packing between steel beams and masonary above to be in 1:3 semi-dry cement/ sand mortar with slate driven in to ensure compaction and to avoid voids.

Steel beams to be painted with an approved intumescent coating, in Full accordance with the manufacturers instructions to give min ½ hour fire resistance.

A- planning revision 20/5/25

GRAHAM STUBBLES ·
Architectural Services ·
07483 405861

project :
63 · ELMHURST DRIVE ·
HORNCHURCH · ESSEX ·

PROPOSED SINGLE STOREY REAR EXTENSION ·

PROPOSED PLAN & ELEVATIONS ·

date
APRIL 25

scale 1 : 50 A1 drg. no. 2509 · 02 A